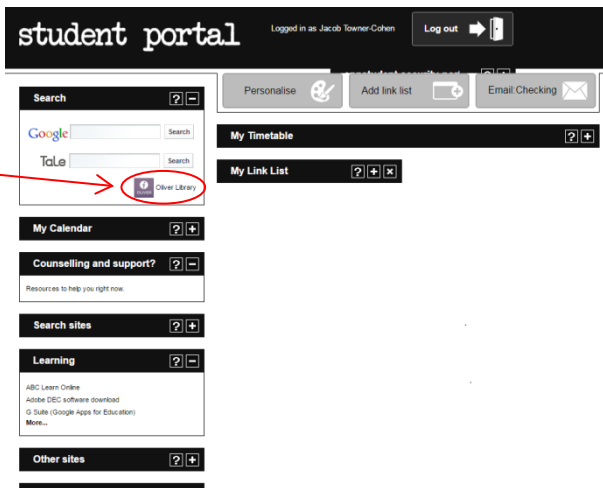


Using Oliver

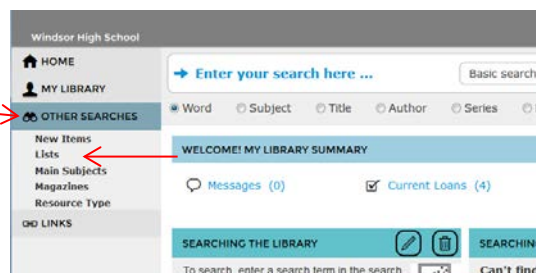


WINDSOR
HIGH SCHOOL
Library

To access Oliver, you need only log into your student portal page. Oliver Library will appear as a link in the search box.

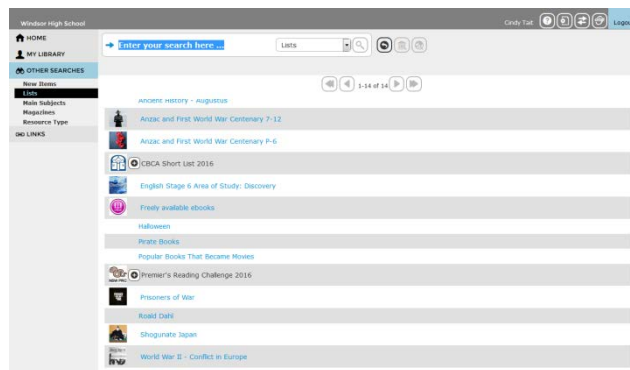
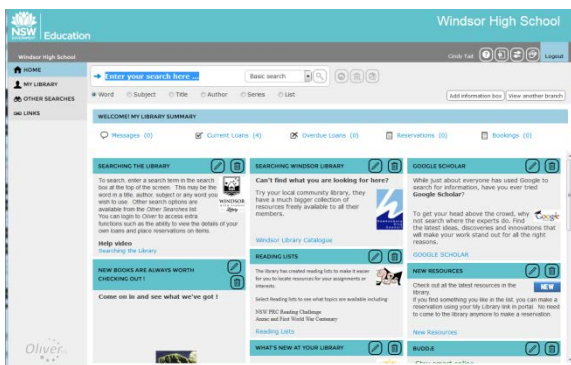


Resources lists can be assessed from the left hand side menu under 'Other Searches'.



Here you can look at the resource lists that have been pre-formulated with resources available for specific searches. Ask your teacher for one specific to your search.

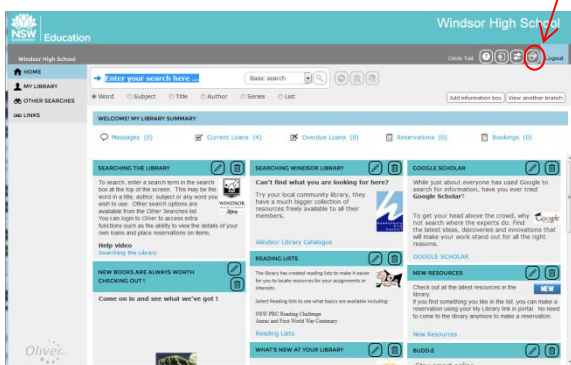
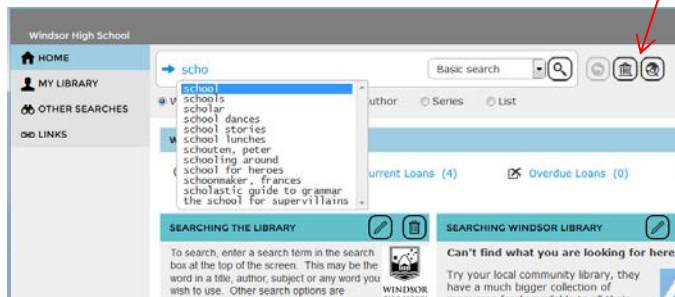
This link will take you straight to the Windsor High School Oliver interface, which looks like this:



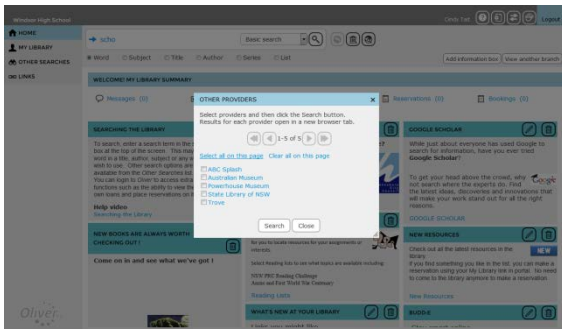
Here you can access your library history summary, see library news and information, access curriculum lists through 'other searches' and search the catalogue for available resources.

Once you begin typing in a search term, the 2 buttons to the right of the search bar will light up.

Clicking on the 'orbit' button on the top right next to the logout button, will take you to the simpler interface screen, which could suit our younger students.

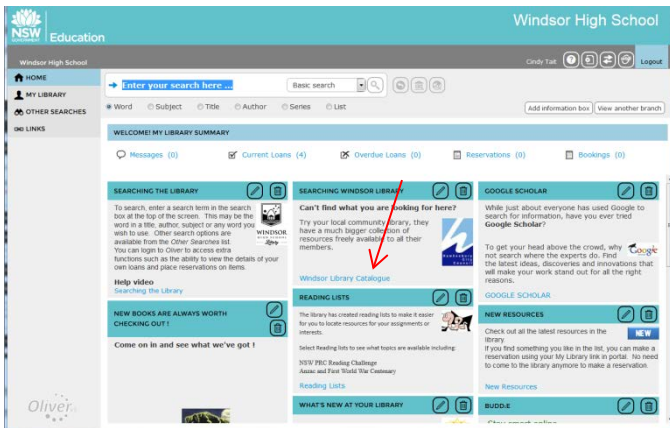


If you then click on the globe button, you will be given access to more information repositories to search from.



Trove is the digital archives of the National Library of Australia, and contains very useful information that is beginning to be tagged with school based subject areas. Give it a try and see what you can find.

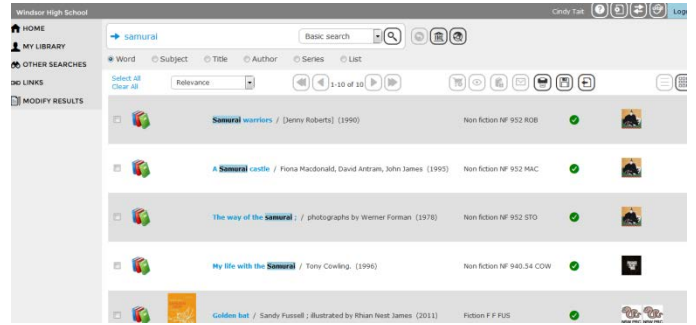
The home page also has a link to the local Windsor library that offers lots of online, as well as print resources for it members.



Membership is free and applications can be picked up from the school library circulation desk.

Just keep in mind that these home page information boxes could change as new boxes are created.

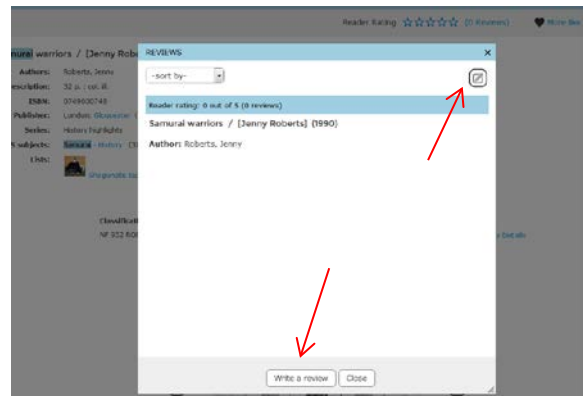
Oliver also allows you to add reviews to the books you read. First, search for the resources in the catalogue.



Click on the right resource to bring up its details box.



At the top right of the details box, 'Reader Rating' will inform you if any other reviews have been written. If you click on the blue reviews link, you will be able to see what others have written.



By clicking on the note and pen icon or the 'write a review' button, you can create your own review. Click on 'save' when you are done. All reviews will be sent to the Teacher Librarian for approval before they will be published in Oliver.

