



WINDSOR
HIGH SCHOOL

Week 10 Term 3 2022

SAFETY TEAMWORK ACHIEVEMENT RESPECT

**P O BOX 117
WINDSOR 2756**

PH: 4587 7122

PH: 4587 7127

PH: 4587 7128

FAX: 4587 7687

Email:

windsor-h.school@det.nsw.edu.au

Contents

Pages 1– 7	Principal's Report
Pages 8– 9	English News
Page 10 –11	Drama News
Page 12	Write a Book in a Day
Page 13	Opal Card
Page 14-19	Flood Information
Page 20	Car Show Information
Page 21	Macquarie Towns Art
Page 22	Calendar

Facebook:
www.facebook.com/windsorhighschool

Website:

windsor-h.schools.nsw.edu.au



Gargoyle—Katrina—Year 8



Wow! We made it- after an exceptionally busy end of term, we have finally reached Week 10. Thank you so much to all the students and staff who have worked so hard this term.





We had our last assembly for the term on Tuesday, thankful that the rain stayed away. Six students received their Deputy Principal award, which is a highly prestigious one, received by only our top students. Congratulations to Gracie, Shelby, Grace, Stephen, Robert and Luke on this great achievement



White
Ribbon
SCHOOL

OPPORTUNITY INNOVATION SUCCESS

It was also the last assembly our current Year 12 cohort would experience. They were allowed to bring their dogs to school for the morning as a special treat, which included a dog parade on assembly! They were so well behaved, as were their owners!



Students are being encouraged to help run the VIVO part of our assemblies- our helpers this week were Alice and Emily



Congratulations also goes to Kendell and Daniel, who were our High Flyers this week, accruing the most VIVO points in the school in a week!



Also a big thank you to Mr Philp for the distribution of all his VIVO points allocated for the week!



Windsor High School's first ever girls Rugby 7s team played last Wednesday afternoon against Arndell College, in front of a vocal crowd at Windsor Leagues Stadium. The girls competed for the entire match, narrowly going down 4 tries to 2.



Windsor High School's u/16s Boys Rugby League continued their impressive form to defeat Arndell College at Windsor Leagues Stadium. After a slow start, the boys found their rhythm to run away with the game 26-8!



Year 10 Food Technology completed their assessment task on creating a chocolate bar, including the packaging. They did a brilliant job. Well done!!




RESPECT



ACHIEVEMENT



TEAMWORK



SAFETY



RESPECT

Our Year 12 Hospitality students celebrated finishing their course with 'Naked Cakes'. Congratulations to all students in completing their education, we are very proud of you.



ACHIEVEMENT

This weekend Riley Cotter, in Year 12, participated in the Blackmores Running Festival Half Marathon finishing in 1 hr 42 mins. Unreal effort Riley!



TEAMWORK

Support students enjoyed an 'end of term' picnic. We are so proud of our students and wanted to acknowledge how resilient and kind they have been this term.



SAFETY



We had an amazing graduation assembly for Year 12 and Mr Fragogiannis today! Thank you to Ms Khalid, Ms Luck, Mr Bonaccorso and Ms West for all their organisation.



Last photo of Year 12 as a group



Congratulations to the WHS Girls Rugby League team who played Hawkesbury High this Wednesday afternoon. The girls played a tough game and converted a try after the buzzer to draw 10 all.

Well done Girls, we are very proud of all your efforts this term!



We wish all our students and staff a restful holiday and look forward to seeing you all on Monday 10th October, as there is no Staff development Day at the start of Term 4.

Kind regards
Jennifer Hawken
Principal

English

First, the English faculty would like to say goodbye to Year 12. As the only mandatory HSC subject we have been very privileged to spend so much time with you during your final years of school. It has truly been a pleasure and we wish you all the best for the future. Remember, study hard and good luck for your exams.


Year 7

All we can say is WOW! The dramatic monologues written and performed by students this term were amazing. It can be quite nerve wracking getting up in front of a crowd; but each of you nailed it. Be very proud of yourself. We can't wait to see you all demonstrating your creative acting skills again.




Year 8

As I write, Year 8 students are handing in their assessment tasks and they are already looking great. Their visual representations of the various novels set for study this term are showing their deep engagement in the texts and their enjoyment in reading.



Year 9

This term, Year 9 have been doing my personal favourite unit – Powerful Documentary. Thanks to the prompt return of permission notes at the beginning of this term, students got to engage with several documentaries in class, as well as work collaboratively on planning, scripting, filming and editing their own documentary. For the first time in the many years of setting this task, more students are focusing issues on social sustainability, demonstrating their kind and caring natures and their concerns around social justice. We can't wait to see the final product!





Year 10

This term, Year 10 delved into mayhem and murder through a close study of Macbeth. Their close study of this famous Shakespearean play was initially quite challenging as students attempted to understand the unfamiliar Shakespearean language; however, as confidence grew so too has their understanding of why Shakespeare's stories are still relevant today.

Year 11

Across the various English courses students studied many different texts this term including, Othello and the war poetry of Wilfred Owen. Now that the Yearly Examinations have been completed, we would like to take the time to remind students that to be successful in senior English you need to commit time outside of the classroom to complete your studies. A good study timetable will become your best friend and will help keep you on track once Year 12 starts in Term 4.



Final Reminder for Year 12

Advanced and Standard students don't forget that you have TWO English exams and that you only need to respond to the texts we studied in class. These are:

Advanced: The Crucible, The Tempest and Hagseed, and Poetry of T S Eliot

Standard: The Crucible, The Castle and The Curious Incident of the Dog in the Nighttime



Year 9 Drama

Year 9 Drama have been developing their confidence and acting skills by engaging with a close study of the performance style Commedia Dell'Arte. They have been researching the history behind the performance style, participating in character workshops and designing and making masks for their characters. All students recently completed their Commedia Dell'Arte Assessment Task where they did an incredible job!



Year 10 Drama

Year 10 Drama have been working hard all term creating a Melodramatic performance for their assessment task. Each group has been engaging in a range of workshops aimed to develop their melodramatic acting skills. All students applied themselves to their studies of Drama and performed to the best of their ability!



Year 11 Drama

Year 11 Drama have had a busy term developing their Group Devised Performances. Students were tasked with creating an original piece of theatre based on a given stimulus. Each group has been engaging in a range of workshops aimed to develop their improvisation, play building and acting skills. These workshops have focused upon developing narrative structures, developing characters/ roles, incorporating the elements of drama and linking scenes. All students in year 11 Drama have worked very hard to create an original Group Devised Performance.



Year 12 Drama

Year 12 Drama students have had an extremely busy term finalising and revising their study of two key topics, Contemporary Australian Drama and Theatre and Verbatim Theatre. Earlier in the term all students submitted their Individual Projects and should be proud of the pieces they created. Sophie created and directed an excellent video drama, Theresa created an amazing set design, April designed 6 wonderful costumes and Bella did an amazing monologue performance. Additionally, all students performed in their Group Devised Performance for the external HSC markers and performed to the best of their ability. Well done Year 12 Drama. I wish you all the best in your future endeavours.

WRITE A BOOK IN A DAY

On the 12th of September, 31 students from Years 7-9, participated in the 'Write a Book in a Day' competition to raise money for the Kids Cancer Project. Students worked from 8:30am until 6pm to create their completed, illustrated books. Students were lucky to have authors, Peter Rix and Christopher Holcroft, donate their time on the day to assist alongside their teachers, Ms Fisher and Ms Burgess. Sandy Fussell, the author of Samurai Kids, also met with students via Zoom to talk to them about story writing and the creative process. Students worked incredibly well on the day and represented Windsor High School to an exceptional standard. So far, students have raised \$2,565 for the Kids Cancer Project, which is an amazing achievement!



RESPECT

ACHIEVEMENT

TEAMWORK

SAFETY

School or Child/Youth Opal Card tap on and tap off campaign support

In Term 4, across the western Sydney bus region we'll be running a campaign to increase the correct use of Opal Cards on the bus network. When Opal Cards are not used, the trip is not recorded, giving us no indication of how many students are boarding the buses and running the risk of services being reduced due to underutilisation.

During Term 4, we're focusing on a simple message - tap on and tap off your Opal card, every time you travel by bus.

Busways will be providing a communications toolkit. The contents will include:

- Email to parents and carers
- School social media posts
- Script for School Assembly or teacher / student meeting
- School newsletter article and website content
- Poster to be printed and placed within the school grounds

- We are educating drivers to support your efforts on the ground
- We will provide Opal Card pamphlets
We anticipate the resources will be in your inbox prior to or at the start of term 4 for immediate implementation.

Please keep an eye out for it, check your junk folder and don't hesitate to contact me at stephenlumley@busways.com.au with any questions or feedback relating to the campaign.

Thank you,
Steve Lumley
Community Stakeholder Engagement Manager



Get Prepared for Flood

SOME SIMPLE ACTIONS
CAN SAVE LIVES

Your local flood risk

The Hawkesbury-Nepean Valley has a long history of flooding.

When there is heavy rainfall, water flows down five major rivers into the floodplain. It is slowed from reaching the ocean by around 80 kilometres of narrow gorges from Ebenezer to Spencer. This means that floodwater can back up and rise quickly, causing wide, deep and dangerous floods.

There are hidden dangers in floodwater like debris, electrical wires, pollutants and sewage. In a flood, bridges can be cut, roads closed, public transport routes interrupted, power lost and mobile phone and internet connections disrupted.

It is important for everyone who lives in the floodplain to be prepared. For more information see www.myfloodrisk.nsw.gov.au

How to prepare before a flood

- ✓ **Know where to get updates and warnings**
 - Bureau of Meteorology for local weather updates
 - NSW State Emergency Service (NSW SES) for information on floods and storms
 - ABC Radio as the official emergency broadcaster
- ✓ **Prepare a 'Get Ready to Go' Kit**

What to pack:

1. Health care items like medications and prescriptions
2. Copies of your important documents (hard copies or stored digitally)
3. Important valuables and mementos
4. Important phone numbers
5. Radio, torch, phone chargers and batteries
6. Clothing and personal items

✓ **Make a plan for evacuation**

Know where you will go, how you will get there, what evacuation routes you can use, what you will do with your animals, and how you will manage your health

✓ **Share your plan**

Talk with your relatives, friends, and neighbours about what you will do if you need to evacuate

What to do during a flood



Follow NSW SES Flood Advice and Emergency Warnings

- Listen to your local ABC radio station for up to date flood information and advice
- Follow advice from NSW SES. If you are asked to evacuate, don't wait until it is too late



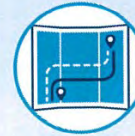
Take your 'Get Ready to Go' Kit

- This should include your medications, prescriptions and any assistance equipment



Take your animals

- Put them on leashes or in carriers
- Take food, medication and registration/vaccination documents



Know where to go

- Follow advice on evacuations and check live traffic information
- Make your way to relatives or friends outside the floodplain if you can
- Official evacuation centres will be announced at the time of the emergency



Look out for each other

Share information with family, friends, and neighbours. Help each other especially people who may need assistance

Find out more at www.myfloodrisk.nsw.gov.au



Where to find information

Useful websites to visit and phone apps to download

- Local weather updates: www.bom.gov.au and Bureau of Meteorology app
- Local ABC Radio frequency: <https://reception.abc.net.au> and ABC Listen app
- Flood and storm updates: www.ses.nsw.gov.au www.facebook.com.au/NSW.SES
- Plan for your animals: www.getreadyanimals.nsw.gov.au
- Live traffic information: www.livetraffic.com and Live Traffic app



Need help?

For emergency help in floods call NSW SES on 132 500

For all life threatening emergencies call 000

- Hearing/speech impaired SMS NRS: 0423 677 767
- Internet Relay: <https://internet-relay.nrs�all.gov.au>
- If you are homeless call **Link2Home** on 1800 152 152
- If an interpreter is required, emergency services can access translation services



My important contacts

Who will you need to contact in an emergency?

(e.g. emergency contact, relatives, friends, doctor, pharmacist, carer, support worker, Link2Home)

Name:	Phone:
Name:	Phone:
Name:	Phone:
Name:	Phone:
Name:	Phone:



My checklist

I am prepared because:

→ I know where to find information like weather updates, warnings and advice	<input type="checkbox"/>
→ I know where I will go in an evacuation and how I will get there	<input type="checkbox"/>
→ I know what I will take with me	<input type="checkbox"/>
→ I have talked with my household about what we will do if we need to evacuate	<input type="checkbox"/>
→ I have a plan for keeping my animals safe	<input type="checkbox"/>
→ I know how I will manage my health	<input type="checkbox"/>
→ I have talked through my plan with relatives, friends and neighbours	<input type="checkbox"/>
→ I have a list of my important numbers ready	<input type="checkbox"/>

Find out more at www.myfloodrisk.nsw.gov.au

Your Get Ready to Go kit

HOW TO PREPARE A KIT
FOR EVACUATIONS

Due to the depth and danger of floods in the Hawkesbury-Nepean Valley, when an Evacuation Order is issued you may only have a few hours to leave.

Why you need a kit

- A significant flood in the Hawkesbury-Nepean Valley will cause damage to people's homes. It will also cause major disruptions to essential services such as water, electricity, gas, roads and rail lines.
- By the time you know a flood might impact your property, there may be very little time before you have to leave. A key step to getting ready for floods (or for any other natural hazard) is to prepare a Get Ready to Go kit.
- The kit should contain what you will need during and immediately after evacuation, whether you are going to family and friends, or to an evacuation centre.

What to do now



Either scan, photograph or upload to the cloud, key records and documents (insurance, ID, passports etc)



Put key contact information into your mobile phone (eg doctor, electricity and water utilities etc)



Photograph or scan medication scripts



Check your home and contents insurance policy cover

What you can place in your kit earlier



Portable radio with spare batteries



Torch with spare batteries



First aid kit (with supplies necessary for your household)



Candles and waterproof matches



Personal hygiene supplies



Waterproof bag for valuables such as important documents (eg passports or insurance) and valuables (photos, jewellery etc)

What to add to your Get Ready to Go kit when you are leaving



A few toys or family games



A good supply of required medications



Any special requirements and supplies for babies, the disabled, infirm and/or elderly



Fresh food and drinking water



Appropriate clothing and footwear for multiple changes for all household members



Mobile phone and charger

Find out more at www.ses.nsw.gov.au/hawkesbury-nepean-floods





For pets and animals you need a separate kit:

Consider restraint and transport, food, water, toileting, medications, first aid, housing and bedding:



Cages or pet carriers for each animal; or



Muzzle and leash; or lead rope and head collar for each animal



3-7 days of food and water for each animal



Bowl or feed bucket; can opener and spoon



Woollen blanket, towels or bedding



Animal medications and first aid items



Take a photo of your pet's vaccination certificate



Litter and litter tray for cats



Poo bag for dogs



Pet toys

Maintaining and storing your kit

Your kit should be kept in a waterproof storage container and stored in a safe place that is easy to access.

On a regular basis, check your Get Ready to Go kit (remember to check use-by dates on batteries and medications) and restock items if you need to.

Also, keep a list of emergency numbers near your phone or on your fridge.

Find out more at www.ses.nsw.gov.au/hawkesbury-nepean-floods



HAWKESBURY-NEPEAN FACT SHEET

Know how to get out

FLOOD EVACUATION ROUTES IN THE HAWKESBURY-NEPEAN VALLEY

Floods in the Hawkesbury-Nepean Valley can happen with little warning. You may only have a few hours to get out following an evacuation order. You need to be prepared and get to know your evacuation routes.

Knowing when and how to leave

The Hawkesbury-Nepean Valley has a long history of damaging and dangerous floods. You need to follow evacuation orders to keep you, your family and pets safe. You will typically be asked to leave well before you see any sign of floodwater in your neighbourhood. It is not safe to stay and shelter in your home once you have been ordered to evacuate.

To find out about evacuation orders and which routes are open listen to your local and ABC radio, visit the NSW SES website, or follow NSW SES Facebook, or NSW Police Facebook and Twitter.

Get familiar with the routes

There are 12 designated evacuation routes that provide the quickest and safest way to exit the Wallacia, Penrith-Emu Plains, Richmond-Windsor, South and Eastern Creek floodplains. (See map on reverse of fact sheet).

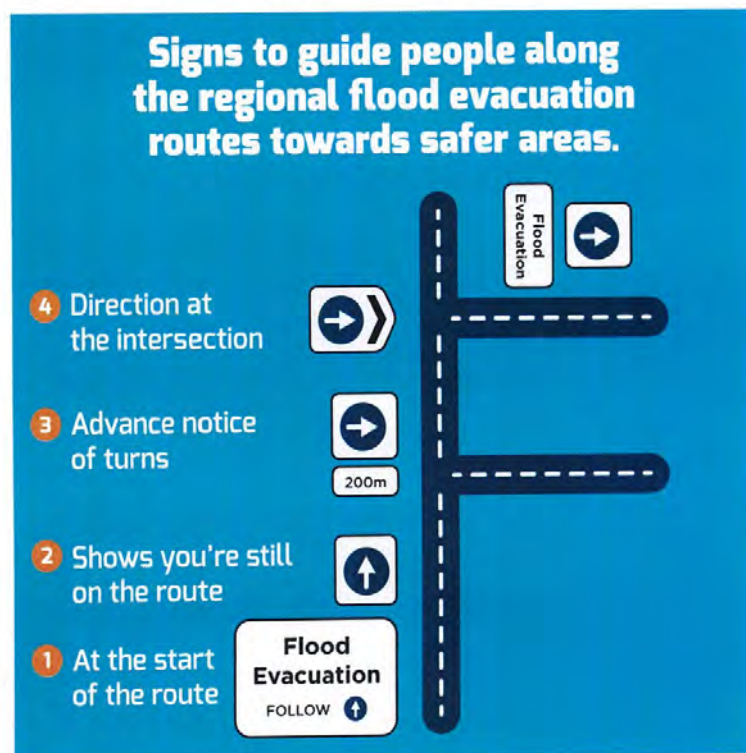
You need to be aware of more than one route because each flood behaves differently and evacuation routes will get cut by floodwater at different points. Some routes can get cut quite early in relatively small floods. For example, Windsor Road is cut when floodwaters reach 13.5m at Windsor, around a 1 in 20 chance of happening in any given year.

Even high set evacuation routes can be affected by large floods. The Jim Anderson Bridge would be cut when floodwaters approach its road level at 17.3 metres at Windsor, around a 1 in 100 chance of happening in any given year.

Once you know your best routes, have a conversation with friends or relatives to organise a place to go to. Remember, as each flood can be different, it's important to follow evacuation orders when they are given.

Follow the signs

More than 150 new flood evacuation signs have been installed across the Hawkesbury-Nepean Valley to guide drivers. There are several different types of signs, including a number of folded signs designed to be opened during a flood emergency to provide extra direction for drivers.



Find out more at www.myfloodrisk.nsw.gov.au





WINDSOR HIGH SCHOOL



CAR SHOW

Sunday 16 October 2022

Car Entry 7am-9am \$10

Public Entry 9am-1pm \$5

Car & bike
competition

Food
&
stalls

Family
activities

General enquiries
Gail 0414 682 391
carshowwhs@gmail.com



Car enquiries contact
Doug 0407 298 125
Trophy presentation 11:30

PRIZES • BBQ • STALLS

PRIZES • BBQ • STALLS

PRIZES • BBQ • STALLS



With thanks to our sponsors



**Macquarie Towns Arts Society's
School Holiday Art & Craft Workshop Program
September/October, 2022**

Monday 26th September

10 am - 12noon - Draw and Paint Dinosaurs
1pm - 3pm - Decorate Treasure Boxes

Tuesday 27th September

10 am - 12noon – Draw Cartoons
1pm - 3pm - Make Little Clay Animals

Wednesday 28th September

10 am - 12noon - Draw Mermaids and Pirates
1pm - 3pm – Make your Own Dragon

Thursday 29th September

10 am - 12noon – Decorate Hope Stones
1pm - 3pm – Acrylic Pouring

Friday 30th September

10am - 12 noon - Make Jewellery
1pm - 3pm – Paint a Landscape

Monday 3rd October

- Public Holiday

Tuesday 4th October

10 am - 12noon - Make Polyclay Cats and Dogs
1pm - 3pm - Tie Dye a T-Shirt (BYO Shirt)

Wednesday 5th October

10 am - 12noon - Draw Fantasy Creatures
1pm - 3pm - Make Pottery

Thursday 6th October

10 am - 12noon – Make Colourful Clay Critters
1pm - 3pm - Make Fairy Garden Ornaments

Friday 7th October

10 am - 12noon - Watercolour Painting
1pm - 3pm – Create a Modern Self Portrait

Cost: \$15 per 2hr workshop; everything supplied.

Venue: Richmond Art Supplies,
Shop 1, 328 Windsor St, Richmond

Bookings Essential: phone Deidre 0412 979 731

MTAS After School Art Classes for Term 4, 2022, also Now Enrolling.
For more information go to www.mtas.com.au

RESPECT

ACHIEVEMENT

TEAMWORK

SAFETY

CALENDAR TERM 3 & 4

Friday 23rd September	Last Day Term 3
Monday 10th October	First Day Term 4
Tuesday 18th October	Year 6 Transition Day 2
Monday 31st October—Friday 4th November	Year 9 & 10 Exams
Thursday 17th November	Year 12 Formal

RESPECT

ACHIEVEMENT

TEAMWORK

SAFETY